



FORT HAYS STATE UNIVERSITY
DOCKING INSTITUTE OF PUBLIC AFFAIRS

Forward thinking. World ready.

Kansas Preprimary Poll

Final Results

February 26, 2016

Introduction and Methods

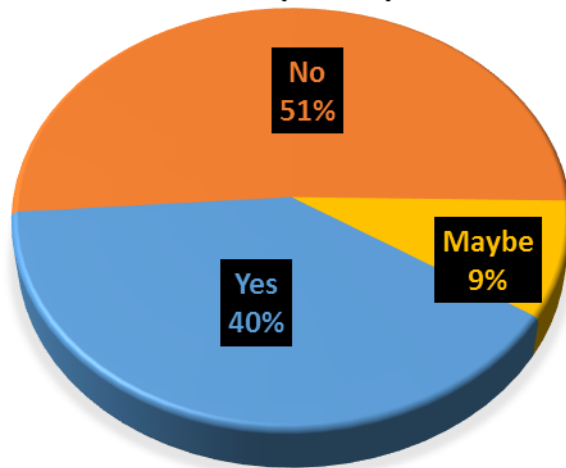
The Docking Institute of Public Affairs at Fort Hays State University surveyed a random sample of adult residents of Kansas age 18 to measure their intentions to participate in the upcoming presidential primary election, candidates they intended to support, choice for the general election given a hypothetical pair of candidates, job satisfaction ratings for Kansas elected officials and policy preferences for some controversial issues in Kansas.

The survey sample consisted of random Kansas landline telephone numbers and cellphone numbers. From February 19th to the 26th, a total of 884 Kansas residents were contacted through either landline telephone or cellphone, and 440 of them completed the survey, resulting in a 49.7% response rate. At a 95% confidence level, the margin of error for the full sample of 440 is 5%. A margin of error of 5% means that there is a 95% probability that findings among the sample vary no more than +/- 5% from the value that would be found if the entire population of interest (adult Kansas residents) were surveyed, assuming no response bias. The percentage of males and females in the sample were similar to the Kansas population.

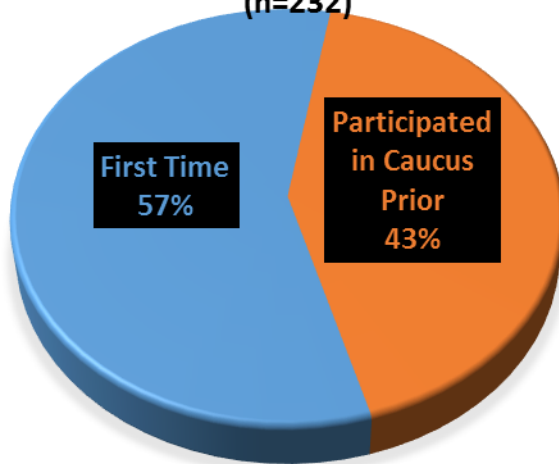
Do you consider yourself a...

		Frequency	Percent	Valid Percent	Cumulative Percent
Valid	Strong Republican	101	23.0	24.6	24.6
	Not Very Strong Republican	41	9.3	10.0	34.5
	Independent..... Leaning Republican	70	15.9	17.0	51.6
	Independent	76	17.3	18.5	70.1
	Independent..... Leaning Democrat	38	8.6	9.2	79.3
	Not Very Strong Democrat, or	23	5.2	5.6	84.9
	Strong Democrat	62	14.1	15.1	100.0
	Total	411	93.4	100.0	
Missing	DONT KNOW/REFUSE	18	4.1		
	System	11	2.5		
	Total	29	6.6		
Total		440	100.0		

Do you plan to participate in the upcoming political caucus to be held in Kansas on March 5th? (n=428)

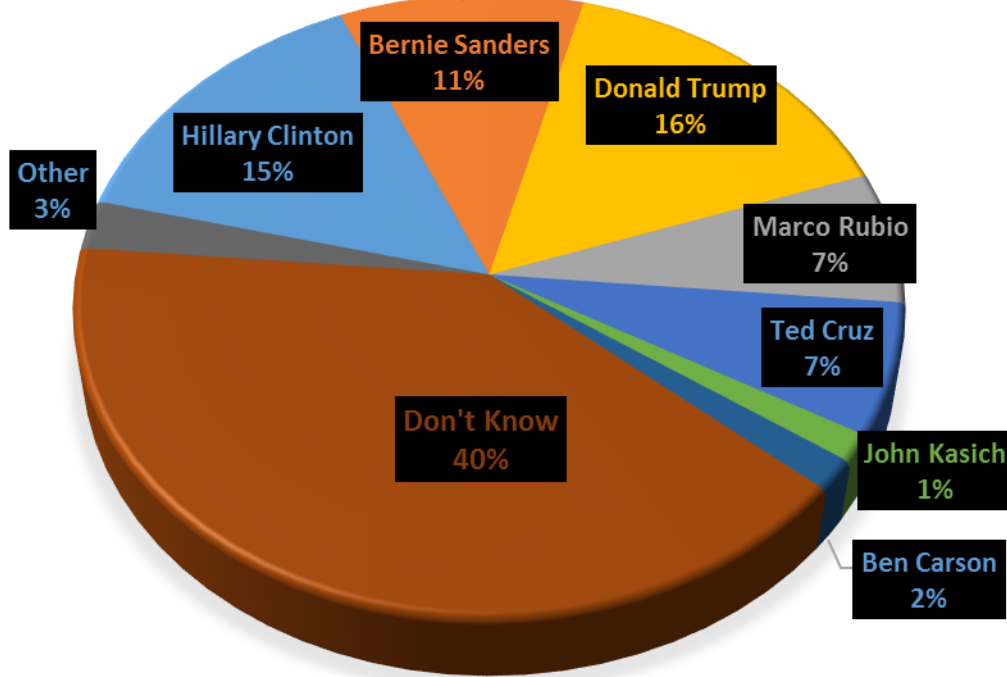


Would this be your first time participating in the caucus? [Only respondents intending to caucus] (n=232)

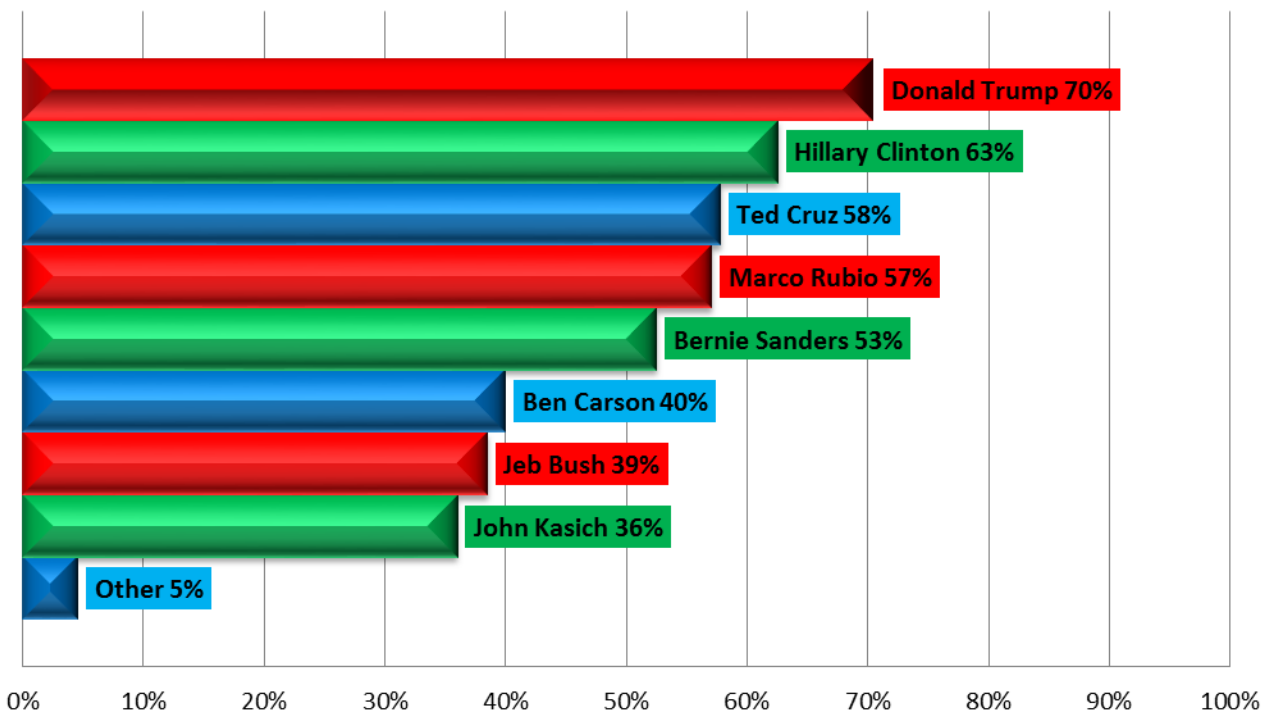


Who do you plan to support or currently support in the upcoming presidential election?

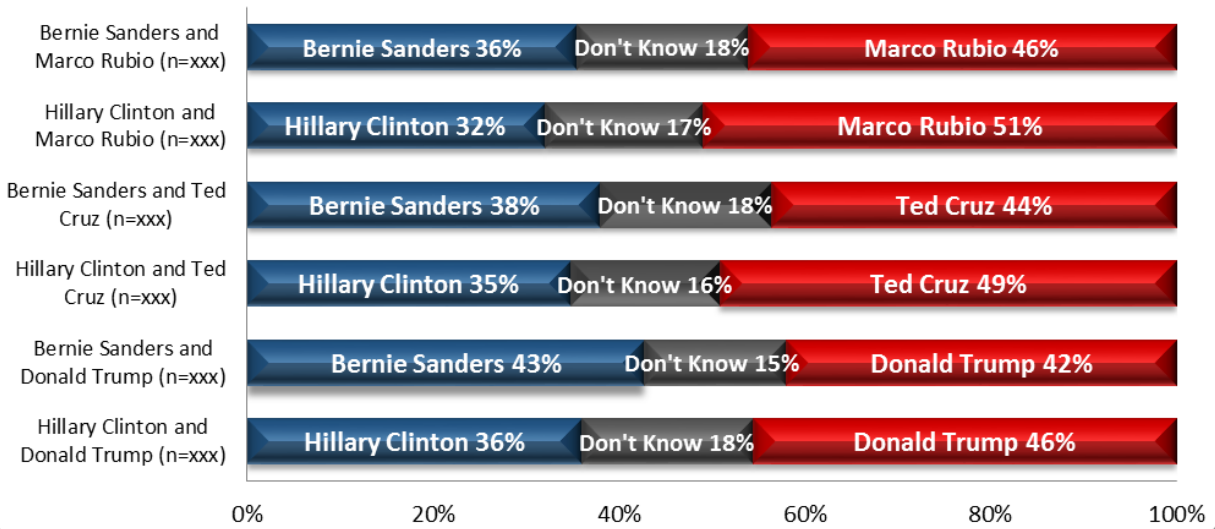
(n=440)



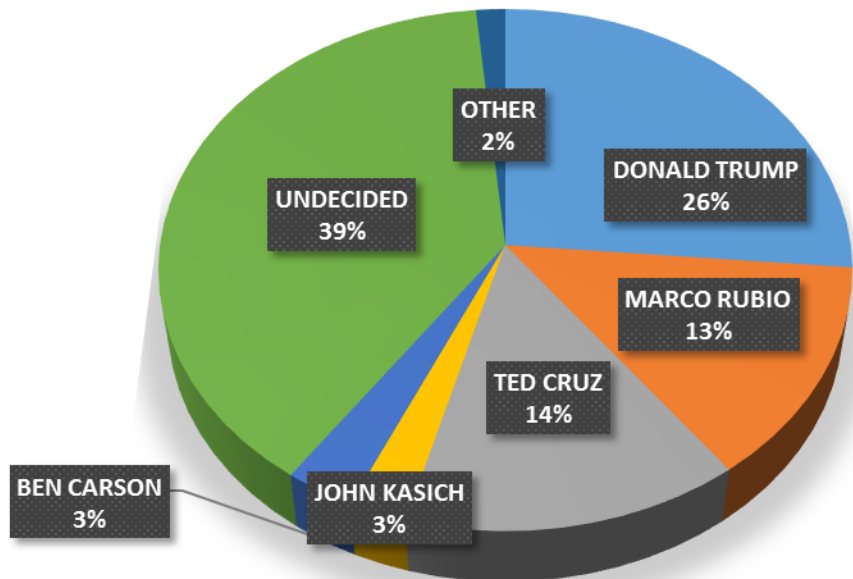
What other candidates running for President have you heard or read about other than the candidate you support? (n=436)



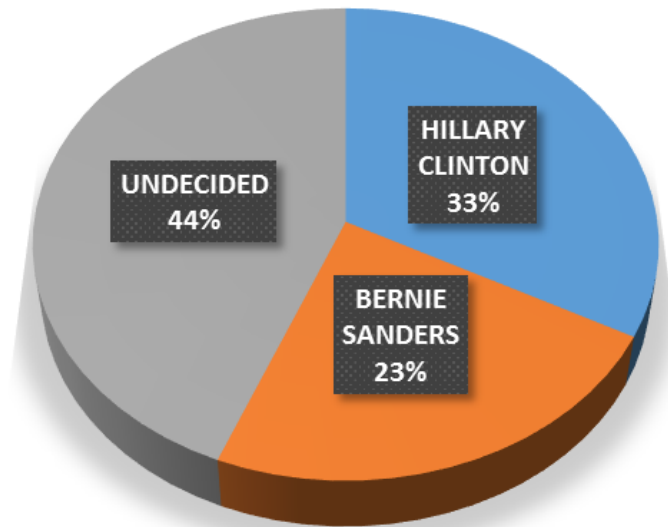
Who would you vote for in the general election if the two presidential candidates are: (n=440)



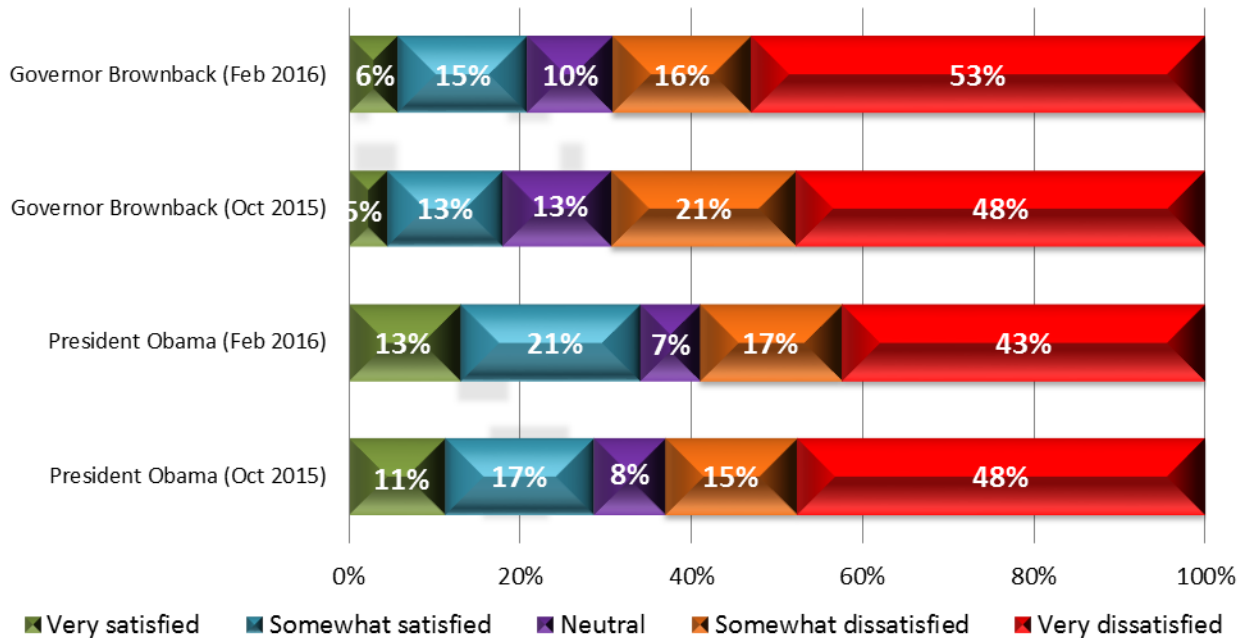
Republicans' Support in Upcoming Caucus



Democrats' Support in Upcoming Caucus



Job Satisfaction



Appendix A: Survey Instrument

Q1

Do you plan to participate in the upcoming political caucus to be held in Kansas on March 5th?

- 1 Yes
- 2 No
- 3 Maybe
- 8 DON'T KNOW/REFUSE

Q2 "Display If (Q1==1||Q1==3)"

Would this be your first time participating in the caucus?

- 1 First Time
- 2 Participated in Caucus Prior
- 8 DON'T KNOW/REFUSE

Q3

Who do you plan to support in the upcoming president election?

IF DON'T KNOW: Ask who they are currently supporting the most?

- 1 HILLARY CLINTON
- 2 BERNIE SANDERS
- 3 DONALD TRUMP
- 4 MARCO RUBIO
- 5 TED CRUZ
- 6 JEB BUSH
- 7 JOHN KASICH
- 8 BEN CARSON
- 99 OTHER _____
- 88 DON'T KNOW/REFUSE

Q4 "Display If (Q3 Is Different From 88)"

How strong is your support for [Q3 Answer]?

- 1 Extremely strong
- 2 Very strong
- 3 Somewhat strong
- 4 Weak
- 8 DON'T KNOW/REFUSE

Q5

What other candidates running for President have you heard or read about?

- 1 HILLARY CLINTON
- 2 BERNIE SANDERS
- 3 DONALD TRUMP
- 4 MARCO RUBIO
- 5 TED CRUZ
- 6 JEB BUSH
- 7 JOHN KASICH
- 8 BEN CARSON
- 99 OTHER _____
- 88 DON'T KNOW/REFUSE

Q6

Please tell us who you would vote for in the general election if the two presidential candidates are...

Match-ups Below Are Given to Respondent In Randomized Order

- Hillary Clinton and Donald Trump?
- Bernie Sanders and Donald Trump?
- Hillary Clinton and Ted Cruz?
- Hillary Clinton and Marco Rubio?
- Bernie Sanders and Marco Rubio?

Q7

Should Justice Scalia's replacement on the US Supreme Court be nominated now or after the next president takes office?

- 1 NOW
- 2 AFTER NEXT PRESIDENT TAKES OFFICE
- 8 DON'T KNOW/REFUSED

Q8

How would you describe the state of the US economy? Would you say it is...

- 1 Very Strong
- 2 Somewhat Strong
- 3 Neither Weak Nor Strong
- 4 Somewhat Weak, or
- 5 Very Weak
- 8 DON'T KNOW/REFUSE

Q9

I'm going to name four groups and ask you to tell me whether federal taxes on each group should be increased, remain the same or decreased.

	Increased	Remain the Same	Decrease	DON'T KNOW/REFUSE
Large Corporations?	1	2	3	8
Top Income Earners?	1	2	3	8
The Middle Class?	1	2	3	8
Small Businesses?	1	2	3	8

Q10

How concerned are you about the size of the federal debt? Would you say you are...

- 1 Extremely Concerned
- 2 Very Concerned
- 3 Somewhat Concerned, or
- 4 Not Concerned At All
- 8 DON'T KNOW/REFUSE

Q11

Which of the following best describes your opinion on policies regarding illegal or undocumented immigrants from **Mexico, Central and South America**? Would you support...

- 1 Deporting all undocumented immigrants,
- 2 Deporting most undocumented immigrants,
- 3 Deporting some undocumented immigrants, or
- 4 would you support a path to citizenship for undocumented immigrants with no criminal record?
- 8 DON'T KNOW/REFUSE

Q12

What about political refugees from the **Middle East**? Would you "Strongly Support", "Somewhat Support", "Neutral", "Somewhat Oppose", or "Strongly Oppose" allowing **Middle Eastern Refugees** trying to escape war and political persecution relocating within Kansas?

- 1 Strongly Support
- 2 Somewhat Support
- 3 Neutral
- 4 Somewhat Oppose
- 5 Strongly Oppose
- 8 DON'T KNOW/REFUSE

Q13

Do you “Strongly Support”, “Somewhat Support”, "Neutral", “Somewhat Oppose” or “Strongly Oppose” the defunding of Planned Parenthood?

- 1 Strongly Support
- 2 Somewhat Support
- 3 Neutral
- 4 Somewhat Oppose
- 5 Strongly Oppose
- 8 DON'T KNOW/REFUSE

Q14

Please tell us if you are "Very Satisfied", "Somewhat Satisfied", "Neutral", "Somewhat Dissatisfied", or "Very Dissatisfied" with the following....

Topics Below Are Given to Respondent a Randomized Order

	Very Satisfied	Somewhat Satisfied	Neutral	Somewhat Dissatisfied	Very Dissatisfied	DON'T KNOW/REFUSE
Governor Sam Brownback?	1	2	3	4	5	8
Your U.S. Congress Person?	1	2	3	4	5	8
Senator Jerry Moran?	1	2	3	4	5	8
Kansas Secretary of State Kris Kobach?	1	2	3	4	5	8
The Kansas Legislature in General?	1	2	3	4	5	8
President Barack Obama?	1	2	3	4	5	8
The Kansas Supreme Court?	1	2	3	4	5	8
The United States Congress in General?	1	2	3	4	5	8

Q15

Do you “Strongly Support”, “Somewhat Support”, "Neutral", “Somewhat Oppose” or “Strongly Oppose” school district consolidation in Kansas?

- 1 Strongly Support
- 2 Somewhat Support
- 3 Neutral
- 4 Somewhat Oppose
- 5 Strongly Oppose
- 8 DON'T KNOW/REFUSE

Q16

Do you think funding for Kansas schools should...

- 1 Increase
- 2 Remain the same, or
- 3 Decrease
- 8 DON'T KNOW/REFUSE

Q17

Within your local school district do you think funding for your own school district should...

- 1 Increase
- 2 Remain the same, or
- 3 Decrease
- 8 DON'T KNOW/REFUSE

Q18

Do you "Strongly Support", "Somewhat Support", "Somewhat Oppose" or "Strongly Oppose" the Kansas Legislature eliminating requirements for training and certification for the carrying of concealed firearms?

- 1 Strongly support
- 2 Somewhat support
- 3 Somewhat oppose
- 4 Strongly oppose
- 8 DON'T KNOW/REFUSE

Q19

How concerned are you that a terrorist attack will occur on Kansas soil? Would you say you are...

- 1 Extremely concerned
- 2 Very concerned
- 3 Somewhat concerned, or
- 4 Not concerned at all
- 8 DON'T KNOW/REFUSE

Q20

Do you consider yourself a...

- 1 Strong Republican
- 2 Not Very Strong Republican
- 3 Independent..... Leaning Republican
- 4 Independent
- 5 Independent..... Leaning Democrat
- 6 Not Very Strong Democrat, or
- 7 Strong Democrat
- 88 DON'T KNOW/REFUSE

Q21

The State of Kansas only allows registered party members to participate in the presidential caucuses. Are you a...

- 1 Registered Republican
- 2 Registered Democrat
- 3 Registered Independent
- 4 Or are you unaffiliated
- 8 DON'T KNOW/REFUSE

Q22

What is the highest level of education you have received?

- 1 LESS THAN HIGH SCHOOL
- 2 HIGH SCHOOL DIPLOMA OR EQUIVALENCY
- 3 SOME COLLEGE
- 4 ASSOCIATES OR TECHNICAL DEGREE
- 5 BACHELORS DEGREE
- 6 MASTERS OR LAW DEGREE
- 7 DOCTORAL DEGREE
- 8 DON'T KNOW/REFUSE

Q23

What year were you born?

- 1 _____ "Values Between 1906:1998 Accepted"
- 8 DON'T KNOW/REFUSE

Q24

Did you vote in the last Presidential Election held in 2012?

- 1 YES
- 2 NO
- 8 DON'T KNOW/REFUSE

Q25

That is all the questions I have for you. The results should be released within the next week. Thank you for your time and have a great _____.

HANG UP

Was the Respondent a Male or Female?

- 1 MALE
- 2 FEMALE
- 3 UNSURE